

FLORIDA POPULATION REPORT

ORLANDO | ANNUAL REPORT



2.6%
12-Month
Pop. Growth

2.46M
Total Population

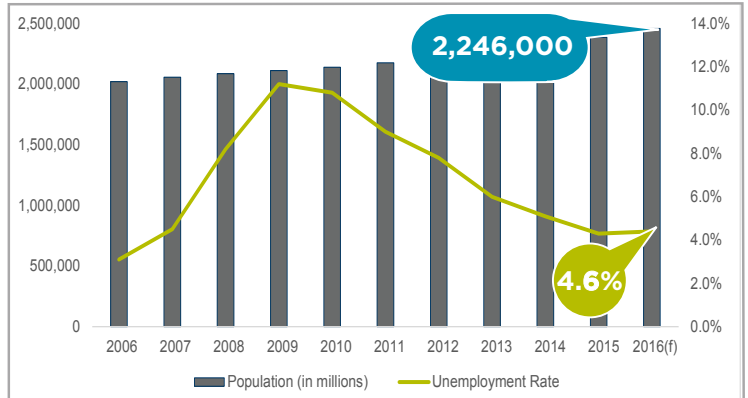
9.4%
12-Month
Home Growth

\$216K
Historical Average

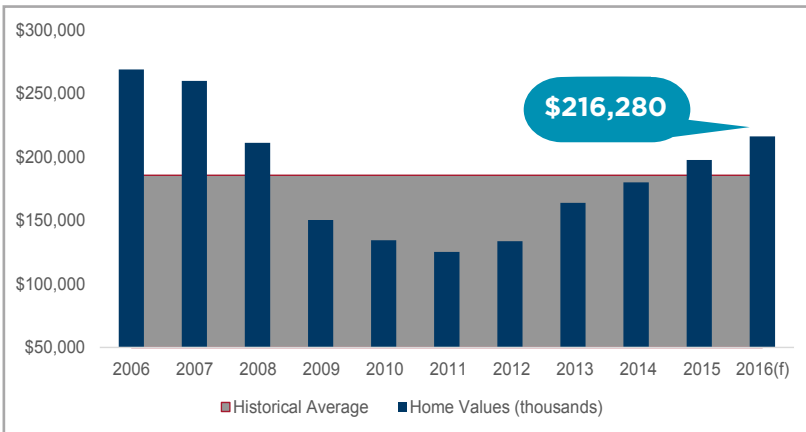
4.7%
12-Month
Retail Growth

\$50.3B
Total Retail Sales

Population Vs Unemployment Rate



Home Values

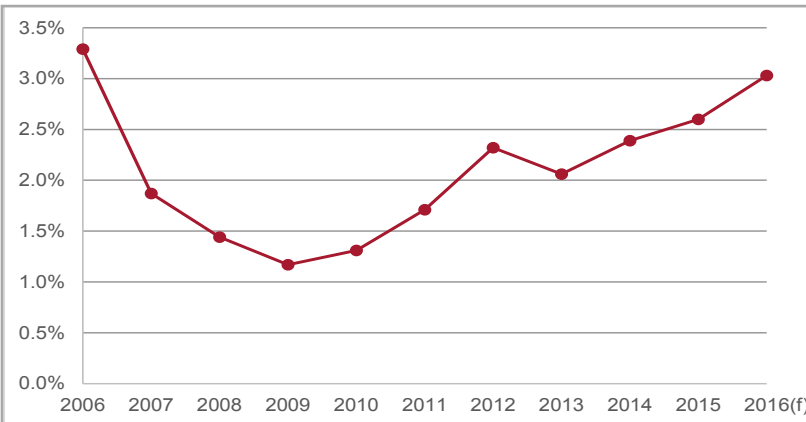


FL POP. GROWTH

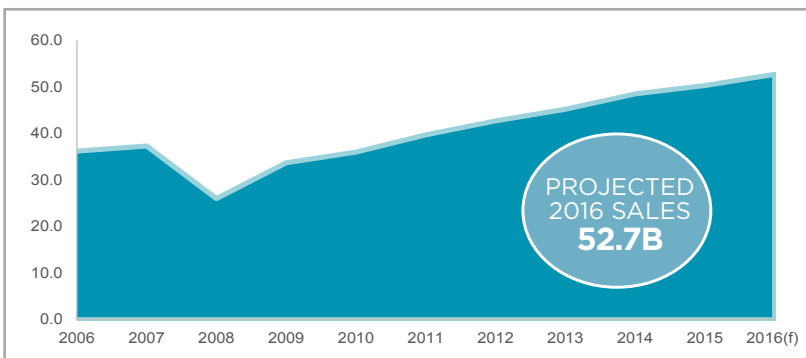
Ranking of percentage
y-o-y forecasted growth

- FORT MYERS, FL**
3.3% 22.8 701.9
CHANGE GROWTH POPULATION
- ORLANDO, FL**
2.6% 60.1 1,183.3
CHANGE GROWTH POPULATION
- LAKELAND | POLK, FL**
2.3% 14.8 650.1
CHANGE GROWTH POPULATION
- JACKSONVILLE, FL**
2.0% 28.5 1,449.5
CHANGE GROWTH POPULATION
- TAMPA/ST. PETERSBURG, FL**
2.0% 57.4 2,975.2
CHANGE GROWTH POPULATION
- WEST PALM BEACH, FL**
1.7% 24.3 1,422.8
CHANGE GROWTH POPULATION
- FT. LAUDERDALE, FL**
1.4% 26.8 1,896.4
CHANGE GROWTH POPULATION
- MIAMI | DADE, FL**
0.9% 24.2 2,693.1
CHANGE GROWTH POPULATION

Annual Percentage Population Growth



Retail Sales (in billions)



For more information, please contact:

Chris Owen
Florida Research Manager
407 541 4417
chris.owen@cushwake.com

Kathleen Krilanovich
Research Analyst
407 541 4431
kathleen.krilanovich@cushwake.com